



# AMERICAN CLAY<sup>®</sup> Product Brochure

Naturally Beautiful Walls<sup>™</sup>  
2025-2026 RELEASE



Front Cover • Plaster: Porcelina™ • Color: Sugarloaf White



Plaster: Loma™ • Color: Tucson Gold

## WELCOME TO AMERICAN CLAY

We are the original earth plaster, made in the U.S.A.! Our products, manufactured in Albuquerque, New Mexico, provide a non-toxic, creative solution for beautiful interiors in homes, offices, inns, hotels, and spas – anywhere beauty and health are important. Our mission is to bring universal awareness of the value of environmentally conscious products to indoor living spaces. Through the successful production of our beautiful, sustainable clay plasters and associated products, our mission is to exceed the expectations for quality, beauty, health, and value of the wall surface industry.



Plaster: Marittimo™ • Color: Bluefield

## HISTORY

American Clay was founded by Croft Elsaesser, President and CEO, in 2002. Tired of working with techniques and finishes with toxic impact, Croft began using natural plasters. He loved the idea of building with materials from history, particularly clay. Yet, he wanted to make the product he was using even better. So, in 2002, after two years of experimentation, American Clay became a viable, mass-produced product. American Clay was awarded a final Patent (United States Patent 7485186) in February 2009. In September 2012, American Clay celebrated its ten year anniversary, and we are looking forward to being part of a more sustainable future.





Plaster: Loma™ ♦ Color: Flint

## NATURAL BEAUTY

American Clay creates surfaces reminiscent of classic interiors throughout history. Bring the natural warmth and sunshine of Provence into your kitchen...take a bath surrounded by the tranquil and earthy feel of a Japanese spa...or travel to a vibrant Tuscan Villa every time you enter your dining room. Whether you live along the coast, in an urban townhome, or on a sprawling ranch, the possibilities are endless.

Plaster: Porcelina™  
Color: Coral Springs



## NATURAL ALTERNATIVE

American Clay plasters are a natural way to finish any interior. Non-toxic and made in the U.S.A., our plasters are a healthy alternative to paint, wallpaper, cement, acrylic, and gypsum plasters. American Clay offers five plaster finishes, hundreds of colors, unlimited textures, and a depth not found in other wall coverings.





Plaster: Loma™ ♦ Color: Cedar Park

## LOMA™

---

Loma™ is our original earth plaster and our best-selling product. It conveys the essence of suede through its sensuous matte surfaces. Made with reclaimed marble sand and multiple clays, our patented formula offers a remarkable breadth of surface possibilities.

- Loma™ is the basecoat for our Porcelina™, Lomalina™ and Marittimo™ plasters. It is also used as a second coat over our Loma™ or Enjarre™ plasters.
- Approximately 180 square feet per 50 lb. bag (per coat).



Plaster: Porcelina™ • Color: Sugarloaf White

## **PORCELINA™**

Porcelina™ is satin-smooth and easily blended to achieve marble like surfaces. It is often compared to the Venetian plasters of Italy. The quality of our Porcelina™ is truly similar to the “porcelain” ceramic for which it was named.

- Porcelina™ is used as a second coat only.
- Approximately 300 square feet per 50 lb. bag (per coat).





Plaster: Lomalina™ • Color: Mystic

## LOMALINA™

---

Lomalina™ integrates the best of two worlds...smooth porcelain-like finish combined with the luminous and subtle texture of Loma™. With the application ease of Loma™ and the silky softness of Porcelina™, Lomalina™ is a truly desirable finish.

- Lomalina™ is used as a second coat only.
- Approximately 200 square feet per 50 lb. bag (per coat).





Plaster: Marittimo™ • Color: Bluefield

## MARITTIMO™

Marittimo™ is a name created with the “sea” (or “mar”) at its core. Marittimo™ uses recycled, crushed shells from the U.S. Gulf Coast. This unique finish has a smooth waxy feel or a sandy textured finish depending on your choice of application.

- Marittimo™ is used as a second coat only.
- Approximately 160 square feet per 50 lb. bag (per coat).





Plaster: Enjarre™ • Color: Magnolia

## ENJARRE™

---

Enjarre™ is our only single-coat product. This application eliminates some of the labor and cost typically involved in finishing a wall. It can be applied to achieve a range of finishes, from smooth to rustic or textured.

- Enjarre™ can also be used as a base coat for our other finishes.
- Approximately 100 square feet per 63 lb. bag (per coat).

Plaster: Porcelina™

Color: Sugarloaf White (Lime Washed)



## OTHER PRODUCTS

- Our **color packs** contain natural pigments which are pre-measured to be added to one bag of plaster. Each color pack will vary in weight depending on how much pigment is used to create that specific color.
- **Up & EZ!** is a binder that is mixed with the plaster to increase the workability and strengthen the final surface.
- **Primer Sand** is mixed with an approved paint primer\* and then rolled onto your wall to create tooth that aids our plaster adhering to the surface.
- We also offer **mica and straw textural additives, sealers and lime putty** to create almost any finish you can possibly imagine.

*\*Please visit: [www.americanclay.com/primers](http://www.americanclay.com/primers) for complete list of approved primers*



Plaster: Porcelina™ • Colors: Borrego Tan (left) and Sugarloaf White (right)





## BENEFITS

---

- Eliminates the need to repaint year after year
- Resists dirt and grime
- Easy to repair and clean up
- Ships dry
- Lowest carbon footprint per pound of any interior wall finish
- Resists fading due to natural mineral pigments
- Covers a variety of wall surfaces
- 100% natural
- VOC-Free  
\*Volatile Organic Compounds
- Non-toxic
- Absorbs odors
- Moisture controlling
- Mold resistant
- Temperature controlling
- Humidity buffering
- Durable

## ABOUT OUR COLORS

With 224 total color options our standard colors are just the beginning of American Clay's extensive offerings. We also offer blended colors which make it easy to create a perfect palette for your project.

Although our colors are represented on our website as well as in our printed booklet, it is always best to obtain an actual sample before making your final selection. Our color pigment packs come in a dry powder form and are easily mixed with our clay plaster. As our colors are derived from all natural materials, they are resistant to the UV fading often associated with petroleum colorants.

## COLOR POLICY

We are using natural pigments and materials that can vary in strength and hue from batch to batch. Although color variations are closely monitored it is a good idea to buy all pigment and plaster for a project from the same lot. If that is not possible, be sure to batch your plaster and pigment materials together to decrease these variations.

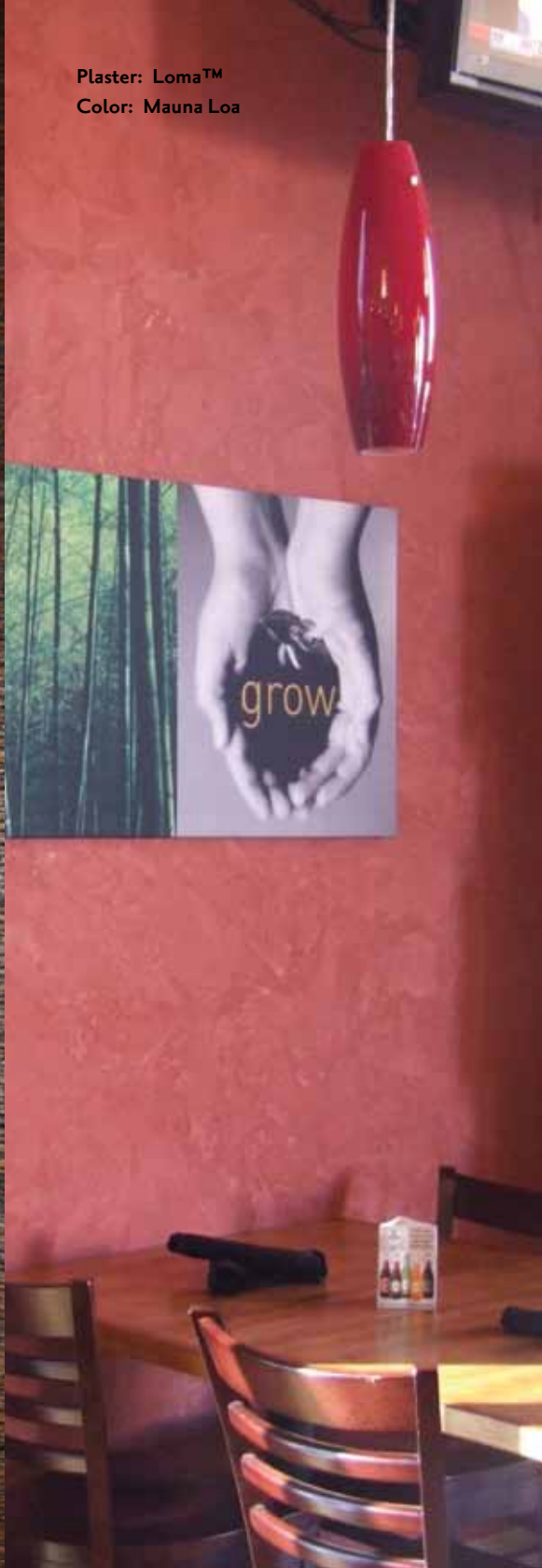
With this in mind, we encourage your applicator to make sample boards or on-site sample walls in order for you to approve final finish and color.

*Planning on using an official  
American Clay Artisan?*

*Please visit: [www.americanclay.com/disclaimer](http://www.americanclay.com/disclaimer)*

Plaster: Loma™

Color: Mauna Loa







Plaster: Loma™


Colors: Carmel (left) and Lime Creek (right)




Plaster: Loma™

Color: Chesapeake Bay


Printed colors are never 100% accurate. Color accuracy is ensured only when seeing actual product samples.



**001**  
**Sugarloaf White**  
Standard Color




**002**  
**Chalk Creek**  
Standard Color




**003**  
**Snow Canyon**  
Base Plaster Color



**004**  
**Alameda**  
1 Sugarloaf White +  
1 Austin Blush




**005**  
**Pikes Peak**  
1 Sugarloaf White +  
1 Santa Fe Tan




**006**  
**Malta**  
1 Sugarloaf White +  
1 Palmetto




**007**  
**Eden Prairie**  
1 Sugarloaf White +  
1 Rio Grande Pecan



**008**  
**Niagara Mist**  
1 Sugarloaf White +  
1 Taos




**009**  
**Arcadia**  
1 Sugarloaf White +  
1 Havasu



**010**  
**Magnolia**  
1 Sugarloaf White +  
1 Nantucket Sand




**011**  
**Manchester**  
Standard Color




**012**  
**White Plains**  
1 Sugarloaf White +  
1 Acacia




**013**  
**Oyster Bay**  
Standard Color




**014**  
**Pebble Beach**  
1 Sugarloaf White +  
1 Chacolatte




**015**  
**Valley Forge**  
1 Sugarloaf White +  
1 Powder River




**016**  
**Cove Point**  
1 Sugarloaf White +  
1 Kentucky Moon



**017**  
**Lavina**  
1 Sugarloaf White +  
1 Arden



**018**  
**Leander**  
1 Sugarloaf White +  
1 Manchester



**019**  
**Champaign**  
1 Sugarloaf White +  
1 Osage



**020**  
**Silverton**  
1 Sugarloaf White +  
1 Capitol Lake



**021**  
**Sleeping Bear Dunes**  
1 Sugarloaf White +  
1 Chimayo



**022**  
**Mystic**  
1 Sugarloaf White +  
1 Wild Horse Smoke



**101**  
**Cinder River**  
2 Powder River +  
1 Austin Blush



**102**  
**Flat Rock**  
1 Capitol Lake +  
1 Chalk Creek



**103**  
**Victoria Gardens**  
1 Kentucky Moon +  
1 Palmetto



**104**  
**Ticonderoga**  
1 Chacolatte +  
1 Havasu



**105**  
**Shadyside**  
1 Capitol Lake +  
1 Havasu



**106**  
**Ginter Park**  
1 Savannah Moss +  
1 Wild Horse Smoke

To achieve standard colors: Mix your selected color pack into one bag of plaster.  
1 color pack of Sugarloaf White mixed into 1 bag of plaster will achieve Sugarloaf White

Please contact your local dealer, applicator or American Clay for a sample of your desired color and finish.



**107**  
**Capitol Lake**  
Standard Color



**108**  
**Shady Hollow**  
1 Capitol Lake +  
1 Chacolatte



**109**  
**Whale Bay**  
1 Santa Fe Tan +  
1 Wild Horse Smoke



**110**  
**Boulder**  
3 Capitol Lake



**111**  
**Badwater**  
5 Capitol Lake



**112**  
**Chesapeake Bay**  
Standard Color



**113**  
**Ashland**  
2 Savannah Moss +  
2 Wild Horse Smoke



**114**  
**Wild Horse Smoke**  
Standard Color



**115**  
**Hood River**  
1 Kentucky Moon +  
1 Wild Horse Smoke



**116**  
**Stonewall**  
1 Lake Tahoe +  
1 Rio Grande Pecan



**117**  
**Coal Creek**  
2 Chacolatte +  
2 Wild Horse Smoke



**118**  
**Denali**  
1 Chalk Creek +  
1 Flint



**119**  
**Leadville**  
1 Chalk Creek +  
1 Flint +  
1 Tucson Gold



**120**  
**Black Hills**  
2 Flint +  
1 Sanibel Sunset



**121**  
**Iroquois**  
1 Palmetto +  
1 Wild Horse Smoke



**122**  
**Grayson**  
1 Bluefield +  
1 Sanibel Sunset



**123**  
**Sterling**  
1 Nantucket Sand +  
1 Wild Horse Smoke



**124**  
**Waterloo**  
2 Bluefield +  
1 Austin Blush +  
1 Wild Horse Smoke



**125**  
**Flint**  
Standard Color



**126**  
**Vista del Mundo**  
2 Bluefield +  
1 Flint



**127**  
**Black River Falls**  
2 Flint



**128**  
**Toledo**  
Standard Color



**129**  
**Blue Ridge**  
1 Bluefield +  
1 Capitol Lake



**130**  
**Cape Elizabeth**  
1 Havasu +  
1 Wild Horse Smoke



**131**  
**Berkeley Springs**  
1 Capitol Lake +  
1 Lake Tahoe



**132**  
**Evening Shade**  
2 Flint +  
1 Bluefield



**133**  
**Skull Creek**  
2 Flint +  
1 Baton Rouge



**134**  
**Blacksburg**  
2 Flint +  
1 Tucson Gold

To achieve blended colors: Follow the formula listed under the color name.

2 color packs of Flint + 1 color pack of Bluefield mixed into 1 bag of plaster will achieve Evening Shade **17**



Printed colors are never 100% accurate. Color accuracy is ensured only when seeing actual product samples.



201

**Queen Anne**

1 Sugarloaf White +  
1 Cimarron



202

**Aurora**

1 Sugarloaf White +  
1 Sanibel Sunset



203

**Coral Springs**

1 Sugarloaf White +  
1 Baton Rouge



204

**Rosebud**

1 Sugarloaf White +  
1 King's Canyon



205

**King's Canyon**  
Standard Color



206

**Haleakala**

1 Chalk Creek +  
1 Georgia Clay



207

**Georgia Clay**  
Standard Color



208

**Redstone**

1 Bluefield +  
1 Mauna Loa



209

**Dixon**

2 Tucson Gold +  
1 Georgia Clay



210

**Romance**

1 Sugarloaf White +  
1 Salmon River



211

**Salmon River**

Standard Color



212

**Emory Peak**

1 Chalk Creek +  
1 Mauna Loa



213

**Mauna Loa**

Standard Color



214

**Auburn**

2 Tucson Gold +  
1 Mauna Loa



215

**Baton Rouge**

Standard Color



216

**Mojave**

Standard Color



217

**Dakota Red**

Standard Color



218

**Escalante**

2 Dakota Red



219

**Moab Red**

Standard Color



220

**Badlands**

3 Moab Red



221

**Cimarron**

Standard Color



222

**Socorro Clay**

Standard Color



223

**Rotan**

1 Dakota Red +  
1 Tucson Gold



224

**Colorado Red**

Standard Color



225

**Laredo**

2 Colorado Red



226

**Bryce Canyon**

Standard Color



301

**Sanibel Sunset**

Standard Color



302

**Sunset Hill**

1 Baton Rouge +  
1 Sulphur Spring

Please contact your local dealer, applicator or American Clay for a sample of your desired color and finish.

**303**

**Peachtree**

1 Amber Grain +  
1 Baton Rouge

**304**

**Yountsville**

3 Borrego Tan

**305**

**Marmaduke**

1 Kentucky Moon +  
1 Vermilion Cliffs

**306**

**Mescalero**

2 Sanibel Sunset +  
1 Tucson Gold

**307**

**Garden of the Gods**

4 Sanibel Sunset

**308**

**Vermilion Cliffs**

Standard Color

**309**

**Eureka**

Standard Color

**310**

**Fire Island**

1 Eureka +  
1 Tucson Gold

**311**

**Honey Grove**

2 Borrego Tan +  
1 Powder River

**312**

**Zion**

1 Cimarron +  
1 Tucson Gold

**313**

**Palomino Valley**

Standard Color

**314**

**Tobacco Road**

1 Kentucky Moon +  
1 Vermilion Cliffs +  
1 Wild Horse Smoke

**315**

**Estancia**

Standard Color

**316**

**Carmel**

2 Sulphur Spring +  
1 Sanibel Sunset

**401**

**Chocolatte**

Standard Color

**402**

**Deer Park**

2 Chocolatte

**403**

**Cambridge**

1 Austin Blush +  
1 Capitol Lake +  
1 Santa Fe Tan

**404**

**Allegheny**

Standard Color

**405**

**Bear Canyon**

1 Allegheny +  
1 Wild Horse Smoke

**406**

**Santa Fe Tan**

Standard Color

**407**

**Guadalupe Dunes**

Standard Color

**408**

**Chimayo**

Standard Color

**409**

**Quinlan**

1 Sanibel Sunset +  
1 Wild Horse Smoke

**410**

**Moccasin**

1 Allegheny +  
1 Baton Rouge +  
1 Wild Horse Smoke

**411**

**Quail Valley**

1 Allegheny +  
1 Rio Grande Pecan

**412**

**Whiskey Basin**

1 Allegheny +  
1 Cimarron

**413**

**Hudson Brown**

2 Rio Grande Pecan +  
1 Colorado Red +  
1 Savannah Moss

**414**

**Iron Gate**

1 Au Sable +  
1 Tucson Gold

To achieve blended colors: Follow the formula listed under the color name.

1 color pack of Au Sable + 1 color pack of Tucson Gold mixed into 1 bag of plaster will achieve Iron Gate **19**



Printed colors are never 100% accurate. Color accuracy is ensured only when seeing actual product samples.



**415**  
**Nantucket Sand**  
Standard Color



**416**  
**New Castle**  
2 Nantucket Sand



**417**  
**Dover**  
1 Acacia +  
1 Chacolatte



**418**  
**Walnut Hill**  
1 Borrego Tan +  
1 Capitol Lake



**419**  
**Hickory**  
1 Acacia +  
1 Allegheny



**420**  
**Cedar Park**  
Standard Color



**421**  
**Cordova**  
1 Borrego Tan +  
1 Chacolatte



**422**  
**Parkwood**  
3 Chacolatte +  
1 Borrego Tan



**423**  
**Walla Walla**  
1 Capitol Lake +  
1 Cedar Park



**424**  
**Austin Blush**  
Standard Color



**425**  
**Palmetto**  
Standard Color



**426**  
**Borrego Tan**  
Standard Color



**427**  
**Sandy Point**  
1 Austin Blush +  
1 Nantucket Sand



**428**  
**Oasis**  
1 Austin Blush +  
1 Manchester



**429**  
**Waverly**  
1 Amber Grain +  
1 Rio Grande Pecan



**430**  
**Dawson Tan**  
1 Amber Grain +  
1 Capitol Lake



**501**  
**Hopewell**  
1 Acacia +  
1 Nantucket Sand



**502**  
**Burlington**  
1 Acacia +  
1 Arden



**503**  
**Viroqua**  
1 Amber Grain +  
1 Chalk Creek



**504**  
**Amber Grain**  
Standard Color



**505**  
**Ozark**  
1 Palmetto +  
1 Tucson Gold



**506**  
**Ipswich**  
1 Acacia +  
1 Amber Grain



**507**  
**Arden**  
Standard Color



**508**  
**Azalea Park**  
1 Sugarloaf White +  
1 Sulphur Spring



**509**  
**Acacia**  
Standard Color



**510**  
**Quincy**  
1 Chalk Creek +  
1 Sulphur Spring



**511**  
**Sulphur Spring**  
Standard Color



**512**  
**Laramie**  
1 Sugarloaf White +  
1 Tucson Gold

To achieve standard colors: Mix your selected color pack into one bag of plaster.  
1 color pack of Acacia mixed into 1 bag of plaster will achieve Acacia

Please contact your local dealer, applicator or American Clay for a sample of your desired color and finish.

513

**Tucson Gold**  
Standard Color

514

**Brighton**  
2 Tucson Gold +  
1 Chalk Creek

515

**Yellowstone**  
2 Tucson Gold

516

**Aspen**  
4 Tucson Gold

517

**Oak Ridge**  
2 Tucson Gold +  
1 Amber Grain

518

**Chandler**  
2 Amber Grain

519

**Golden**  
1 Amber Grain +  
1 Fairfield Green

601

**Frog Creek**  
1 Amber Grain +  
1 Verde Valley

602

**Osage**  
Standard Color

603

**White Earth**  
Standard Color

604

**Savannah Moss**  
Standard Color

605

**Turtle Creek**  
2 Savannah Moss

606

**Hillsboro**  
4 Savannah Moss

607

**Monticello**  
1 Acacia +  
1 Napa Olive

608

**Joliet**  
1 Manchester +  
1 Osage

609

**Geneva**  
1 Acacia +  
1 Powder River

610

**Urbana**  
1 Arden +  
1 Havasu

611

**Jordan**  
3 Napa Olive +  
1 Wild Horse Smoke

612

**Quantico**  
4 Napa Olive

613

**Greenwood**  
1 Capitol Lake +  
1 Fairfield Green

614

**Napa Olive**  
Standard Color

615

**Somerset**  
1 Acacia +  
1 Wild Horse Smoke

616

**Lime Creek**  
1 Jasper +  
1 Tucson Gold

617

**Jasper**  
Standard Color

618

**Jemez Springs**  
2 Jasper

619

**Everglades**  
2 Jasper +  
1 Tucson Gold

620

**Yucca Valley**  
1 Chalk Creek +  
1 Jasper

621

**Bellevue**  
1 Jasper +  
1 Savannah Moss

To achieve blended colors: Follow the formula listed under the color name.

1 color pack of Chalk Creek + 1 color pack of Jasper mixed into 1 bag of plaster will achieve Yucca Valley **21**



**622**  
**Taos**  
Standard Color



**623**  
**Darby**  
1 Arden +  
1 Kentucky Moon



**624**  
**Springfield**  
1 Tucson Gold +  
1 Wild Horse Smoke



**625**  
**Senita Cactus**  
1 Chalk Creek +  
1 Fairfield Green



**626**  
**Fairfield Green**  
Standard Color



**627**  
**Snake River**  
Standard Color



**628**  
**Joshua Tree**  
1 Bluefield +  
1 Tucson Gold



**629**  
**Dripping Springs**  
2 Snake River +  
1 Chalk Creek



**630**  
**Yosemite**  
3 Snake River




**631**  
**Treetop**  
Standard Color



**632**  
**Verde Valley**  
Standard Color



**633**  
**Santa Barbara Verde**  
Standard Color



**634**  
**Indian Harbour**  
1 Sugarloaf White +  
1 Verde Valley



**635**  
**Havasu**  
Standard Color



**636**  
**Fayette**  
1 Acacia +  
1 Bluefield



**637**  
**Seabrook**  
2 Kentucky Moon +  
1 Verde Valley



**638**  
**Fergus Falls**  
1 Chalk Creek +  
1 Kentucky Moon +  
1 Verde Valley




**639**  
**Pinehurst**  
2 Bluefield +  
1 Tucson Gold



**640**  
**Moss Point**  
2 Fairfield Green +  
1 Bluefield



**641**  
**Freeport**  
2 Verde Valley



**701**  
**Catalina**  
Standard Color



**702**  
**Clearwater**  
1 Bluefield +  
1 Chalk Creek +  
1 Manchester



**703**  
**Cascade**  
1 Bluefield +  
1 Manchester



**704**  
**Isle of Palms**  
1 Bluefield +  
1 Nantucket Sand



**705**  
**Millbrook**  
1 Bluefield +  
1 Havasu



**706**  
**Cayuga Blue**  
3 Bluefield +  
1 Acacia



**707**  
**Uniondale**  
2 Bluefield +  
2 Wild Horse Smoke



**708**  
**Kentucky Moon**  
Standard Color

To achieve standard colors: Mix your selected color pack into one bag of plaster.  
1 color pack of Kentucky Moon mixed into 1 bag of plaster will achieve Kentucky Moon



Please contact your local dealer, applicator or American Clay for a sample of your desired color and finish.



709

**Mount Rainier**

1 Bluefield +  
1 Chalk Creek



710

**Bluefield**

Standard Color



711

**Kenai River**

1 Bluefield +  
1 Lake Tahoe



712

**Laguna Beach**

2 Lake Tahoe +  
1 Bluefield



713

**Kodiak Bay**


3 Bluefield



714

**Glacier**


Standard Color



715

**Powder River**

Standard Color



716

**Lake Tahoe**


Standard Color



717

**Fairbanks**

2 Lake Tahoe +  
1 Wild Horse Smoke



718

**Marina**

2 Lake Tahoe



801

**Tomahawk**

1 Au Sable +  
1 Chalk Creek



802

**Au Sable**

Standard Color



803

**Viola**

1 Bluefield +  
1 Plum Orchard



804

**Plum Orchard**

Standard Color



805

**Lupine Village**

1 Bluefield +  
1 Desert Plum



806

**French Quarter**

Standard Color



807

**Lavender Heights**

1 Sugarloaf White +  
1 Desert Plum



808

**Desert Plum**

Standard Color



809

**Homestead**

1 Desert Plum +  
1 Powder River



810

**Painted Desert**

Standard Color



811

**Westborough**

1 Baton Rouge +  
1 Kentucky Moon



812

**Sequoia**

1 Baton Rouge +  
1 Desert Plum



813

**Karsten**

1 Bluefield +  
1 Georgia Clay



814

**Ravenswood**

1 Flint +  
1 Georgia Clay



815

**Hershey**

1 Flint +  
1 Mauna Loa



816

**Rio Grande Pecan**

Standard Color



817

**Sacred Heart**

1 Lake Tahoe +  
1 Socorro Clay



818

**Dutchess**

1 Lake Tahoe +  
1 Mojave

To achieve blended colors: Follow the formula listed under the color name.  
1 color pack of Flint + 1 color pack of Mauna Loa mixed into 1 bag of plaster will achieve Hershey

*Printed colors are never fully accurate. The photos represented in this booklet have been reproduced or professionally lighted such that the true color is lost.*

Plaster: Porcelina™ • Color: Savannah Moss



**AMERICAN CLAY**® ©2013  
Naturally Beautiful Walls™  
A SUSTAINABLE PRACTICE

[www.americanclay.com](http://www.americanclay.com) • 1-866-404-1634 • [info@americanclay.com](mailto:info@americanclay.com)

*To ensure proper American Clay application, please visit our web site for complete instructions on substrate preparation, clay installation, and final compression techniques as well as current lists of official American Clay Artisans.*